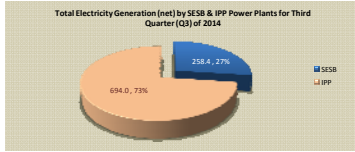


PERFORMANCE REPORT FOR POWER PLANTS IN SABAH

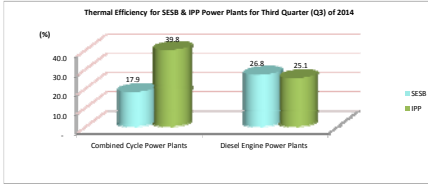
1. Total Electricity Generation (net) by SESB & IPP Power Plants for Third Quarter (Q3) of 2014

Power Plants	GWh
SESB	258.4
IPP	694.0



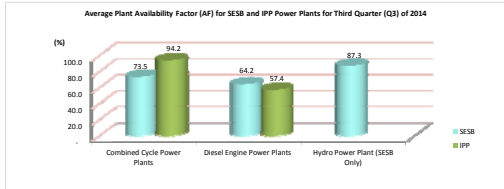
2. Thermal Efficiency for SESB & IPP Power Plants for Third Quarter (Q3) of 2014

Power Plants	SESB	IPP
Combined Cycle Power Plants	17.9	39.8
Diesel Engine Power Plants	26.8	25.1




3. Average Plant Availability Factor (AF) for SESB and IPP Power Plants for Third Quarter (Q3) of 2014

Power Plants	SESB	IPP
Combined Cycle Power Plants	73.5	94.2
Diesel Engine Power Plants	64.2	57.4
Hydro Power Plant (SESB Only)	87.3	-
Average AF	79.6	-



4. Average Planned Outage Factor (POF) for SESB & IPP Power Plants for Third Quarter (Q3) of 2014

Power Plants	SESB	IPP
Combined Cycle Power Plants	18.3	3.1
Diesel Engine Power Plants	1.5	-
Hydro Power Plant (SESB Only)	32.4	-
Average POF	4.4	-



5. Average Unplanned Outage Factor (UOF) for SESB & IPP Power Plants for Third Quarter (Q3) of 2014

Power Plants	SESB	IPP
Combined Cycle Power Plants	8.5	2.7
Diesel Engine Power Plants	43.3	42.6
Hydro Power Plant (SESB Only)	-	-
Average UOF	16.3	-

