



NIS ENERGY STATISTICS

UNITED NATION STATISTICS DIVISION (UNSD)
Malaysia, 21 – 23 November 2017



Presented by: Mr. Chan Samath

Deputy Director Sub-National statistics Department , National Institute of Statistics (NIS) MOP, Cambodia



Contents

I. Overview of National Institute of
Statistics(NIS) and National
Statistics Systems (NSS)

II. Current Status of NIS Energy
Statistics

III. Challenges



I. Overview of NIS and NSS



NIS, Decentralized Systems

Legal framework:

- ✓ Statistics Law adopted 9 May 2005 and
- ✓ Amendment _ 24 December 2015, governs matters related to statistics
- ✓ Under the Statistics Law, two Sub-decrees that define the work for the NSS (SAC and SCC)

Sub-decree on Designated Official Statistics-defines responsibilities of statistical units within each ministry/institution and obligations with the NIS

A. Mechanism Coordination Bodies of NSS



Statistics Advisory Council (SAC)

- ❖ SAC is the highest policy advisory on statistical matters in the country
- ❖ SAC consists of Minister of Planning as a Chairperson and Secretary of State of the Ministry of Planning in Charge of Official Statistics as Vice Chairperson, and a representative Secretary of State from line ministries/institutions as Members, and the Director General of NIS acts as Permanent Member
- ❖ A total of 19 members present in the SAC, including NIS



Statistics Coordination Committee (SCC)

- ❖ SCC: established to assist NIS in technical coordination of the official statistics
- ❖ SCC consists of the Director General of NIS as a Chairperson, the Deputy Director General of NIS as Vice Chairperson and Director of Policies and Statistical Cooperation Department of NIS as a Secretary, and the heads of each statistical unit within line ministries/institutions as member.
- ❖ A total of 32 members present in the SCC



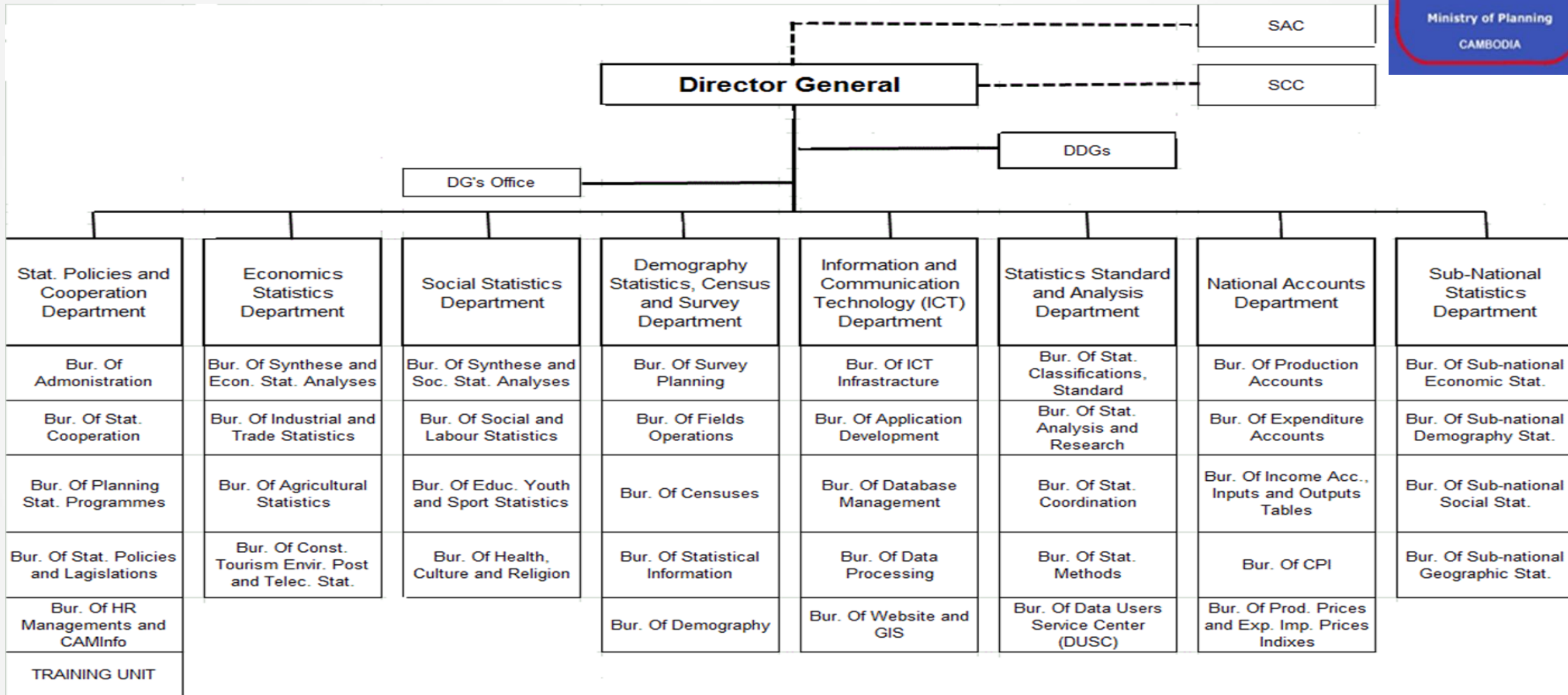
B. NIS with Selected Key Line Ministries



C. NIS Structure



National Institute
of Statistics
Ministry of Planning
CAMBODIA



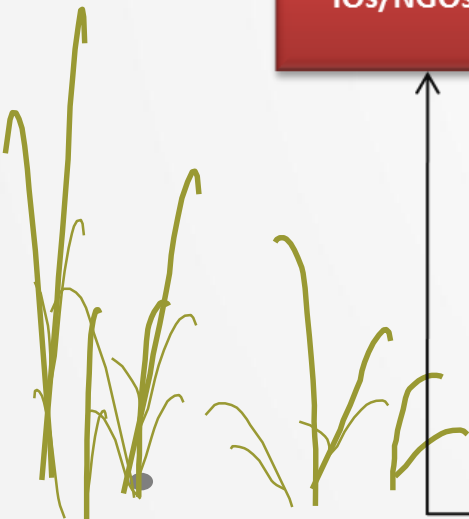
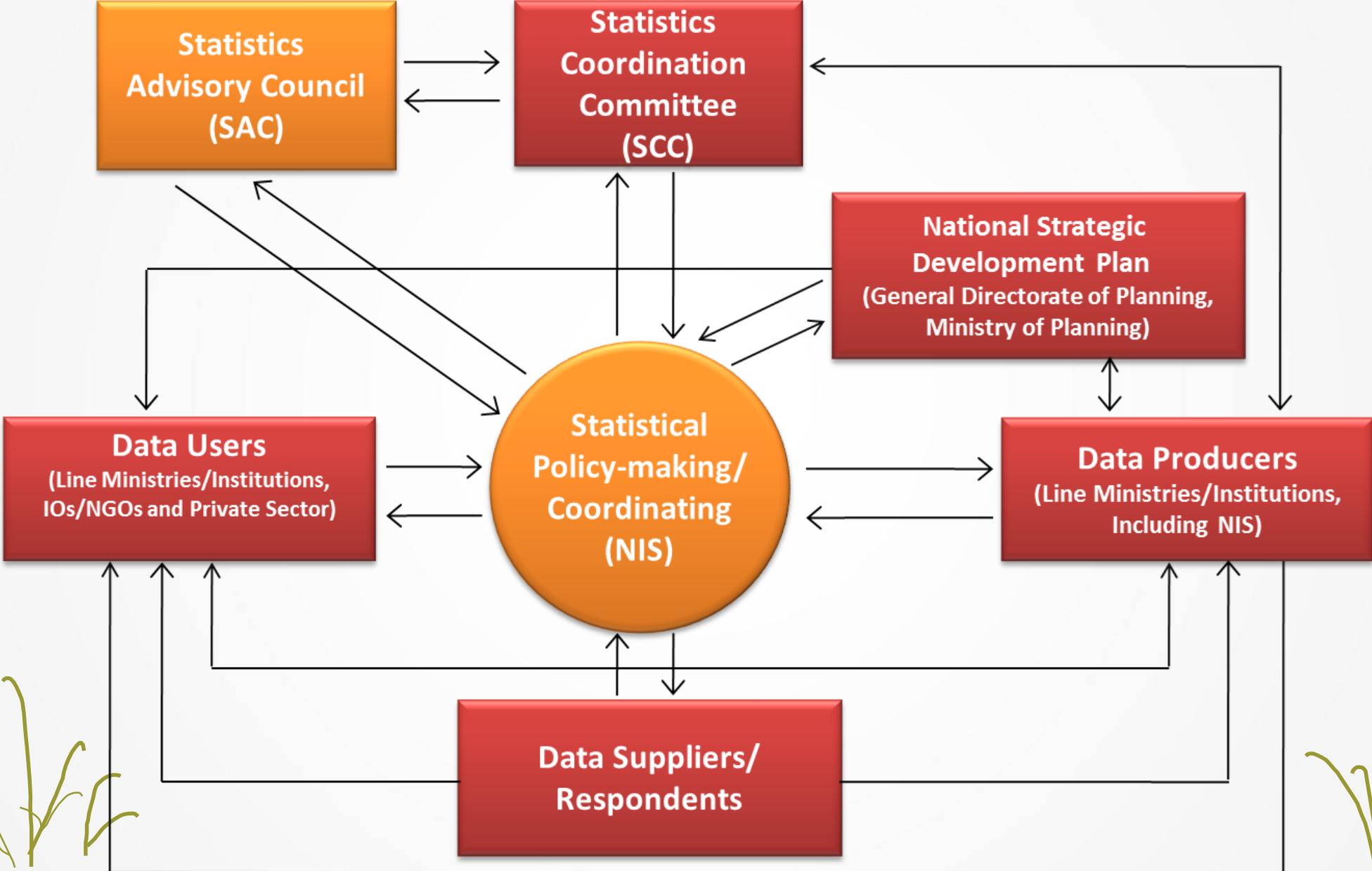
SAC: Statistics Advisory Council

SCC: Statistical Coordination Committee

DG: Director General

DDG: Deputy Director General

D. Framework of Coordination and Cooperation in NSS





II. Current Status of NIS Energy Statistics

A. Socio-Economics survey

Energy source for lighting

Table 12. Main sources of lighting by geographical domain, 2015. In Percent.

Sources of lighting	Cambodia	Phnom Penh	Other urban	Other rural
Publicly-provided electricity/City power	66.7	99.2	94.1	57.9
Generator	0.5	-	0.4	0.6
Battery	23.2	-	3.2	29.6
Kerosene lamp	3.3	0.3	1.5	4.0
Candle	0.4	-	0.6	0.4
None	0.0	-	-	0.0
Solar	4.2	-	0.2	5.4
Other	1.7	0.5	0.2	2.2
Total	100	100	100	100
Number of households	3,308,000	389,000	360,000	2,558,000







Energy source for cooking

Table 13. Main sources of cooking by geographical domain, 2015. In Percent.

Fuel	Cambodia	Phnom Penh	Other urban	Other rural
Firewood	73.9	15.4	42.1	87.3
Charcoal	8.1	6.0	22.3	6.4
Liquefied petroleum gas (LPG)	16.7	77.8	32.3	5.2
Kerosene	-	-	-	-
Publicly-provided electricity/City power	0.8	0.3	2.9	0.5
Household generator	-	-	-	-
None/don't cook	0.0	0.1	0.0	0.0
Other	0.4	0.2	0.4	0.5
Total	100	100	100	100
Number of households	3,308,000	389,000	360,000	2,558,000



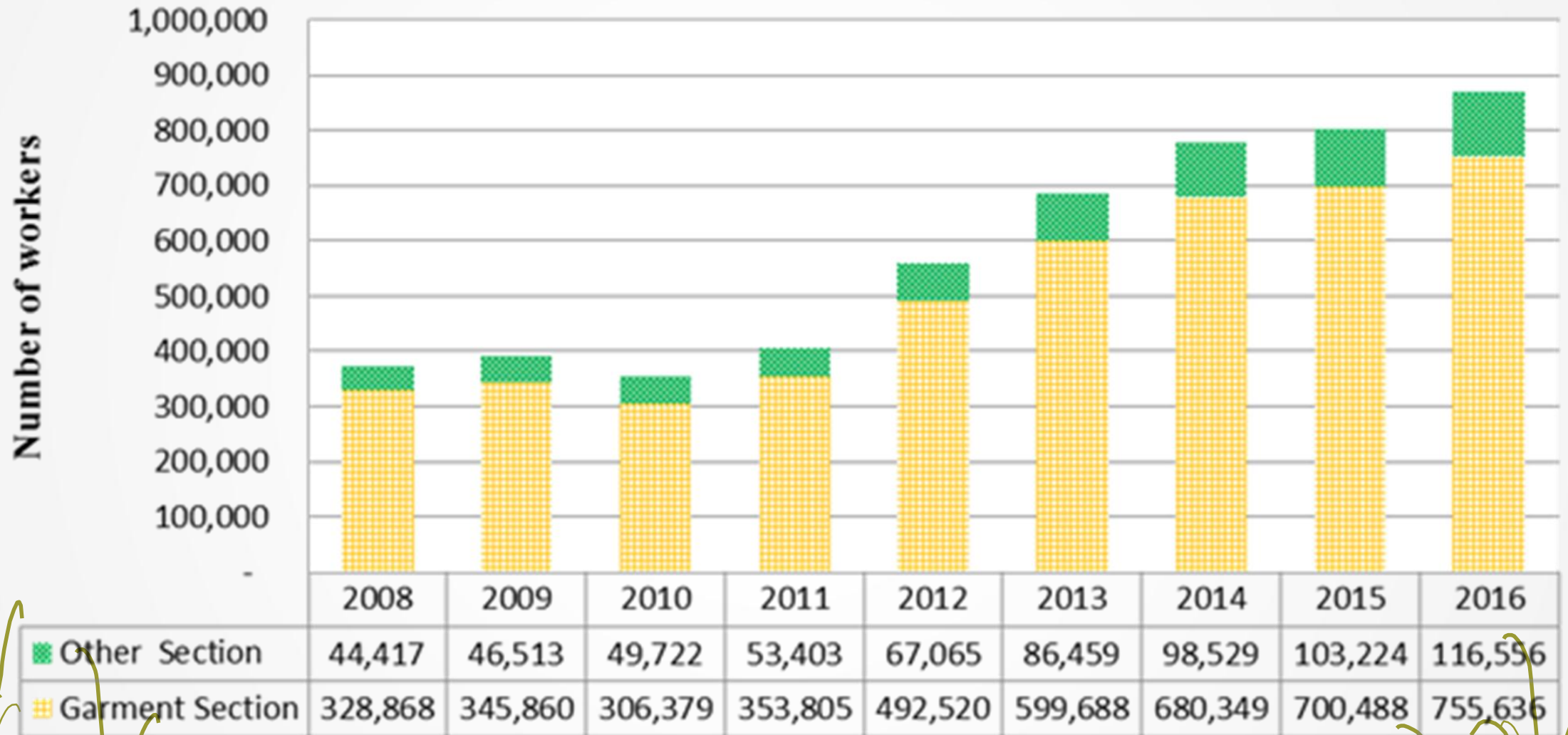
B. Cambodia Statistical Year book



Chapter 8: Industry and Energy statistics

- ❖ 8.1 Number of Workers in Garment Manufacturing by years
- ❖ 8.2 Number of small & midium establishment and handicraft by years
- ❖ 8.3 Number of small & midium establishment and handicraft by labour
- ❖ 8.4 Number of worker in small establishment by Total cost of quantitative production for industrial export by year
- ❖ 8.6 Total cost of quantitative production for industrial export by year
- ❖ 8.7 Manufactures list of the ministry of industry mine and energy by year
- ❖ Number of Manufactures by sections listed in the ministry of industry mine and energy by year.

Number of workers in textile manufacturing by years






C Sub-National Statistics

Question 1.6 : Availability of Basic Facilities



Type of house	Total no of houses	No of houses having access to electricity	No of houses having access to TV	No of houses having access to Computer	No of houses having internet facilities	No of houses having mobile phones
1- Concrete roof houses						
2- Tiles roof houses						
3- Zinc roof houses						
4- Hatched huts						
5- Other						





D. Commune Data Base

No. Code Short Question Question Description

- ❖ 386 325 THAT_R_Elec # thatched roof house with electricity
- ❖ 387 326 Z_Fib_R_Elec # zinc or fibro roof house with electricity
- ❖ 389 327 Til_R_Elec # tiled roof house with electricity
- ❖ 392 330 Villa_R_Elec # Villa house with electricity
- ❖ 393 331 THAT_R_Batt # thatched roof house with battery light
- ❖ 394 332 Z_Fib_R_Batt # zinc or fibro roof house with battery light
- ❖ 396 333 Til_R_Batt # tiled roof house with battery light
- ❖ 399 336 Villa_R_Batt # Villa house with battery light



III. Challenges

- ❖ A funding gap persist at roughly 65% of total budget requirement for statistics only minor part of priority statistical activities being financed.
- ❖ A significant amount of financing is provided by the donor community. However, to ensure a sustainable statistical system, more systematic funding is required from the government.
- ❖ Methodological issues, standardized questions, common approaches to data processing and analysis, and use of NIS field work capacity.



- ❖ Enhancing the capacities and skills of the NSS to carry out surveys and censuses is necessary.
- ❖ User awareness on the use of statistics also needs to be raised and advocated for.
- ❖ Insufficient statistics and their disaggregation for increasing local and regional demand
- ❖ ICT/Website



Thank you for your attention

