




Suruhanjaya Tenaga
Energy Commission



PIPED GAS DISTRIBUTION INDUSTRY STATISTICS 2015

The data and information contained in this yearly publication is prepared and provided for general information purposes only. While the Energy Commission made reasonable efforts to ensure that the information contained in this publication is accurate, the Energy Commission shall not have any liability (whether arising from negligence, negligent misstatement, or otherwise) for any statements, opinions, information or matter (expressed or implied) arising out of, contained in or derived from, or for any omissions from, the information in this publication, or in respect of a person's use of the information (including any reliance on its currency, accuracy, reliability or completeness) contained in this publication.

© All rights reserved. Reproduction of all or any part of this publication via electronic, mechanical, recording or other medium is strictly prohibited without written consent from the Energy Commission.

Published by:

SURUHANJAYA TENAGA (ENERGY COMMISSION)

No. 12, Jalan Tun Hussein, Precinct 2,

62100 Putrajaya, Malaysia

T: (603) 8870 8500

F: (603) 8888 8637


1-800-2222-78 (ST)

www.st.gov.my

ISSN NO : **2289-5094**

ST Publication No. : **ST(P) 18/10/2016**

PRINTED IN MALAYSIA



PIPED GAS DISTRIBUTION INDUSTRY
STATISTICS 2015

CONTENT



		PAGE
01	Background	2
	Gas Supply Act 1993	2
	Functions of the Energy Commission	3
	Gas Specifications	4
	Gas Distribution System	8
02	Piped Gas Supply and Consumption	14
	Overview of Natural Gas Supply in the Peninsula and Sabah	14
	Overview of Liquefied Petroleum Gas (LPG) Supply in the Peninsula and Sabah	19
03	Reliability and Supply Service Quality	22
	Gas Malaysia Berhad (GMB) Performance Indicators	22
	Complaints and Inquiries Received by GMB	24
	Gas Malaysia Berhad (GMB) Client's Charter Performance	25
	Sabah Energy Corporation (SEC) Client's Charter Performance	28
04	Natural Gas Tariff and LPG Prices	32
	Natural Gas Tariff in the Peninsula	32
	Liquefied Petroleum Gas (LPG) Prices	33
	Natural Gas Price in Sabah and Labuan	33
05	Gas Licensees	36
	Gas Utility Licence (GUL)	36
	Private Gas Licence (PGL)	36




		PAGE
06	Gas Reticulation System	40
	Approval to Install (ATI)	40
	Approval to Operate (ATO)	42
	Inspection and Testing of Gas Installations	44
07	Gas Competency	46
	Gas Competency Examinations	46
	Accreditation of Gas Competency Courses	47
	Gas Competent Person Certifications	48
	Gas Contractor Registrations	49
	Gas Responsible Person for Commercial Premises	49
08	Gas Fittings, Gas Appliances and Gas Equipment Approvals	52
09	Gas Utility Licensees Contact Information	54
	Gas Malaysia Berhad	54
	Sabah Energy Corporation Sdn. Bhd.	56
10	Energy Commission Contact Information	58
	Headquarters	58
	Regional Offices	59



01

BACKGROUND





01

BACKGROUND

GAS SUPPLY ACT 1993

The government introduced the Gas Supply Act 1993 (Act 501) and Gas Supply Regulations 1997 to regulate piped gas supply and utilisation activities. The main objective is to protect the interests of the consumers and the public who are affected by the supply activities whilst at the same time ensuring continued viability of the gas supply businesses. Act 501 prescribes the administrative and technical standards in the aspects of safety, reliability, economy, efficiency and quality.

In Act 501 gas is defined as methane, ethane, propane, butane or hydrocarbons which may consist of one or more of the above gases in the form of gas or liquid. Natural gas is mainly methane with a small percentage of other hydrocarbons and non-hydrocarbon gases whereas Liquefied Petroleum Gas (LPG) comprises of mainly propane and butane. Other types of gases, such as oxygen, nitrogen and acetylene used in the industrial sector are not covered by Act 501.

The act is not applicable throughout the gas supply chain. Its scope covers only the supply of natural gas through pipeline downstream of the last flange of the city gate station or the supply of LPG from the filling point of storage tanks or cylinders to gas appliances. Natural gas transmission and lateral pipeline systems (up to and including the city gate stations) are outside the scope of Act 501. Presently, Act 501 is only applicable in the Peninsula and Sabah.

FUNCTIONS OF THE ENERGY COMMISSION UNDER ACT 501

- i. To ensure a licensee satisfies all reasonable demands for gas through pipelines.
- ii. To ensure a licensee could finance the provision of gas supply services.
- iii. To protect the interests of consumers of gas supplied through pipelines in respect of
 - The prices charged and the other terms of supply.
 - The continuity of supply.
 - The quality of the gas supply services provided.
- iv. To regulate the composition, pressure, purity and volume of gas supplied through pipelines.
- v. To promote efficiency and economy to supply gas through pipelines and the efficient use of gas supplied through pipelines.
- vi. To protect the public from dangers arising from the distribution of gas through pipelines or from the use of gas supplied through pipelines.
- vii. To enable persons to compete effectively in the supply of gas through pipelines.
- viii. To investigate any accident or fire involving any gas pipeline or installation.

GAS SPECIFICATIONS

Peninsular Malaysia

Average composition of natural gas supplied by Gas Malaysia Berhad (GMB) to consumers in the peninsula:

Table 1: Average Composition of Natural Gas Supplied by Gas Malaysia Berhad (GMB)

Gas Composition	MT-JDA Gas [Mole (%)]	Kerteh [Mole (%)]
CH ₄	85.81	94.03
C ₂ H ₆	4.60	2.89
C ₃ H ₈	1.38	0.32
iC ₄ H ₁₀	0.08	0.08
nC ₄ H ₁₀	0.05	0.06
iC ₅ H ₁₂ +	0.04	0.02
nC ₅ H ₁₂ +	0.02	0.01
C ₆ H ₁₄ +	0.01	0.00
CO ₂	6.52	1.83
N ₂	1.49	0.63

Table 2: Typical Characteristics of Natural Gas Supplied by GMB

Typical Natural Gas Characteristics	MT-JDA	Kerteh
Specific Gravity	0.67	0.60
Gross Calorific Value, (kcal/Sm ³)	9,326	9,534
Burning Velocity, (m/s)	0.28	0.31
Upper Flammability Limit, (%)	15.3	15.4
Lower Flammability Limit, (%)	4.3	4.5
Auto-ignition Temperature, (°C)	628	537
Theoretical Air Requirement, (m ³ /m ³)	9.71	9.74

Table 3: Average Liquefied Petroleum Gas (LPG) Composition in the Peninsula

Gas	Mole (%)
C_3H_8	40.0
iC_4H_{10}	30.0
nC_4H_{10}	30.0

Table 4: Typical LPG Characteristics

Typical LPG Characteristics	
Specific Gravity	0.56 @ 15.56°C; water = 1
Gross Calorific Value, (kcal/Sm ³)	28,059
Burning Velocity, (m/s)	0.46
Upper Flammability Limit, (%)	8.5
Lower Flammability Limit, (%)	1.9
Auto-ignition Temperature, (°C)	510
Theoretical Air Requirement, (m ³ /m ³)	28.81

Sabah and Labuan

Table 5: Average Composition of Natural Gas Supplied by Sabah Energy Corporation (SEC)

Gas Composition	Mole (%) Kota Kinabalu, Sabah	Mole (%) Labuan
CH ₄	92.62	92.43
C ₂ H ₆	3.37	3.29
C ₃ H ₈	1.46	1.25
iC ₄ H ₁₀	0.29	0.25
nC ₄ H ₁₀	0.34	0.29
iC ₅ H ₁₂ +	0.14	0.11
nC ₅ H ₁₂ +	0.09	0.08
C ₆ H ₁₄ +	0.17	0.15
CO ₂	1.36	1.29
N ₂	0.15	0.86

Table 6: Typical Characteristics of Natural Gas Supplied by SEC

Typical Natural Gas Characteristics	Kota Kinabalu, Sabah	Labuan
Specific Gravity	0.61	0.61
Gross Calorific Value, (kcal/Sm ³)	9,536.58	9,536.58
Burning Velocity, (m/s)	>0.39	>0.39
Upper Flammability Limit, (%)	14.0	14.0
Lower Flammability Limit, (%)	4.0	4.0
Auto-ignition Temperature, (°C)	>630	>630
Theoretical Air Requirement, (m ³ /m ³)	9.87	9.87

Table 7: Areas with Natural Gas and LPG Supply in the Peninsula

Type of Gas	Region			
	North	Central	South	East
Natural Gas	Kamunting, Kulim, Parit Buntar, Nibong Tebal, Prai, Kangar, Seri Manjung, Sungai Petani, Setiawan, Lumut, Tronoh, Padang Terap, Chuping	Kuala Lumpur, Petaling Jaya, Batu Caves, Selayang, Shah Alam, Klang, Sepang, Salak Tinggi, Puchong, Banting, Nilai, Serdang, Balakong, Sungai Buloh, Damansara, Kelana Jaya, Putrajaya, KLIA, Bangi, Cyberjaya, Dengkil, Kajang, Cheras, Teluk Panglima Garang, Beranang, Bestari Jaya, Jeram, North Port, Bandar Sultan Sulaiman, Pandamaran, Ijok, Seri Kembangan, Semenyih, Kundang, Rawang, West Port	Pasir Gudang, Tanjung Langsat, Tebrau, Tampoi, Larkin, Plentong, Senai, Kulai, Air Hitam, Kluang, Senawang, Cheng, Seremban, Alor Gajah, Ayer Keroh, Lipat Kajang, Tangga Batu, Batu Berendam, Bukit Rambai, Seremban 2	Gebeng, Teluk Kalong, Kamaman, Kerteh, Kuantan Port, Gambang
LPG	Pulau Pinang, Sungai Petani, Ipoh, Seri Manjung, Teluk Intan, Seri Iskandar, Mergong	Damansara, Kelana Jaya, Petaling Jaya, Batu Caves, Klang, Puchong, Shah Alam, Kajang, Kuala Lumpur, Ampang, Selayang	Johor Bharu, Gelang Patah, Tampoi, Bandar Melaka, Nusajaya	Kuantan

GAS DISTRIBUTION SYSTEM

Figure 1: Regions with Natural Gas Distribution Pipeline Networks in the Peninsula



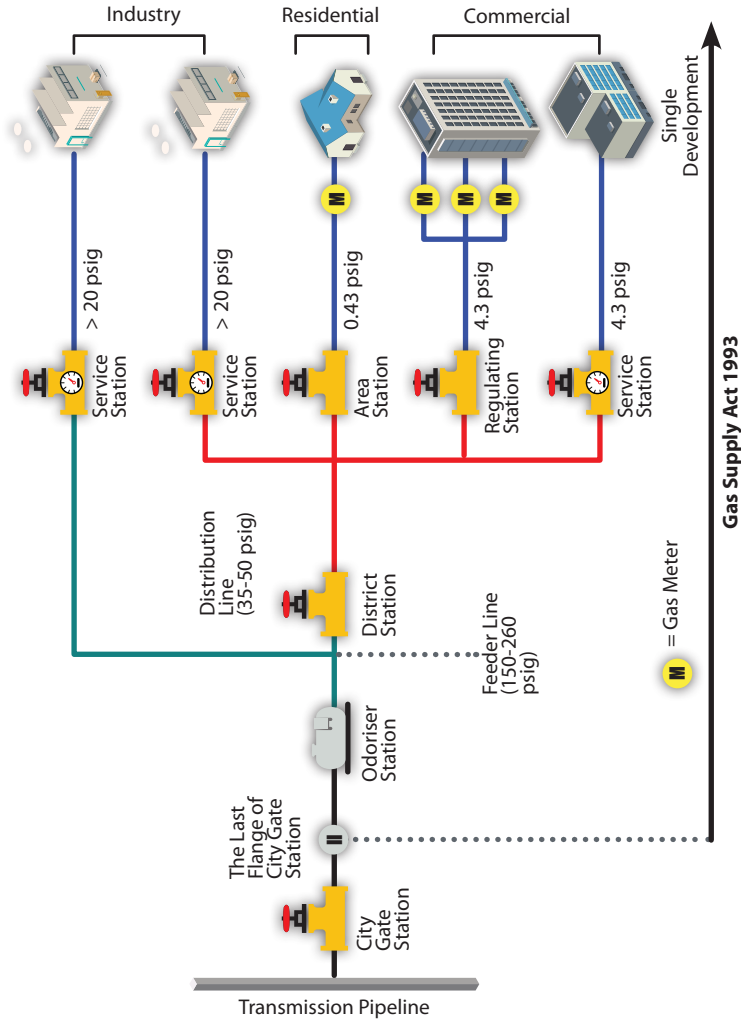


Figure 2: Areas with Natural Gas Supply in Sabah and Labuan



Areas with natural gas supply in Sabah and Labuan are limited to the Kota Kinabalu Industrial Park (KKIP) and Labuan as shown in Figure 2.

Figure 3: Typical Natural Gas Distribution System



Note: Industrial installations are not covered by Gas Supply Act 1993

Figure 4: Typical LPG Distribution System

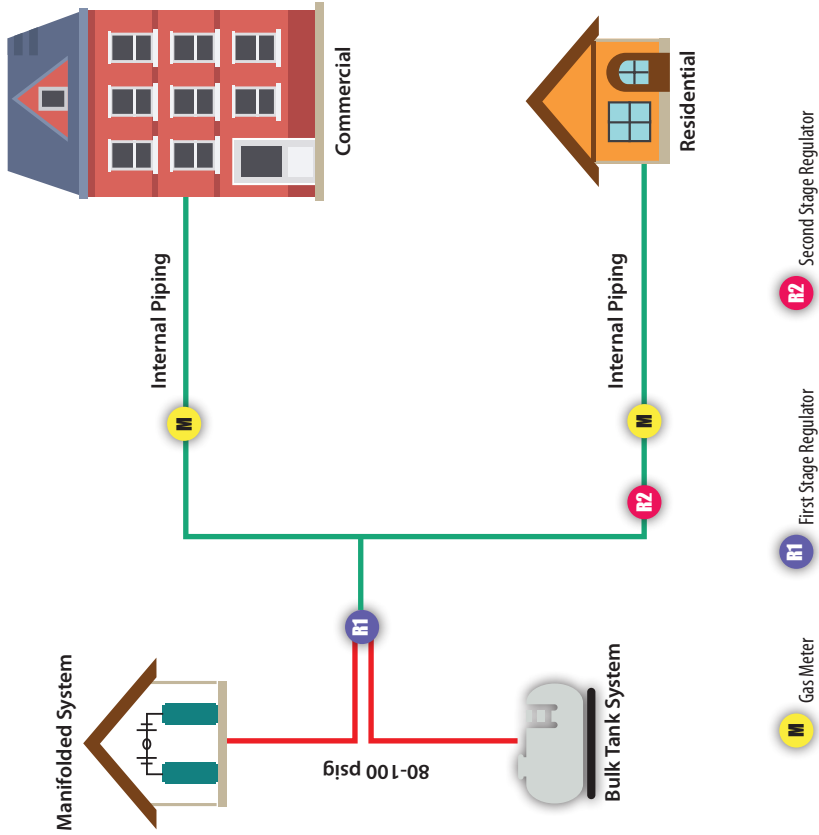
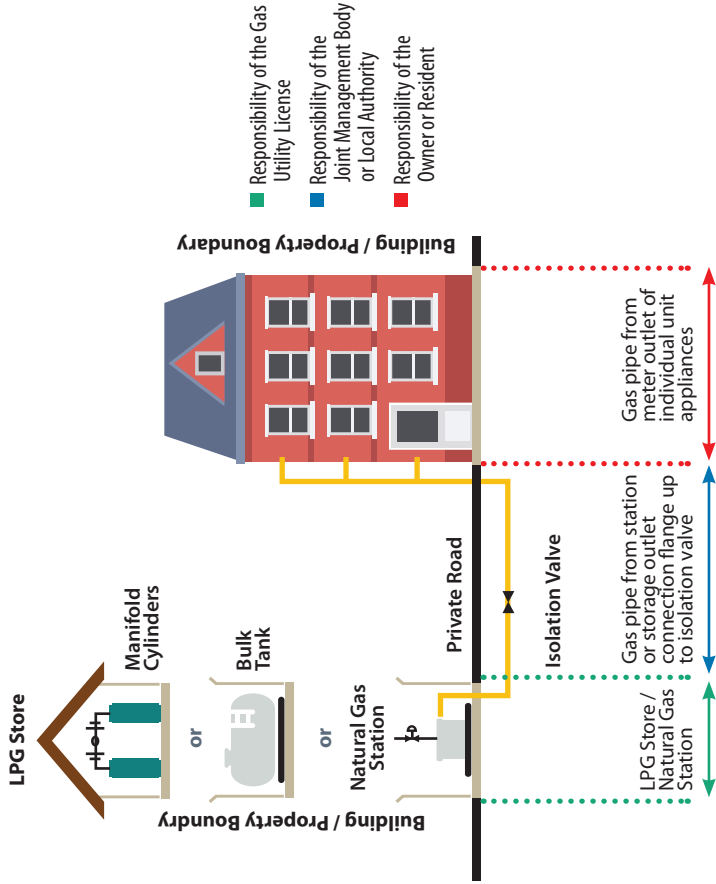


Figure 5: Typical Gas Piping System for Supply to Residential Users





02

PIPED GAS SUPPLY AND CONSUMPTION





02

PIPED GAS SUPPLY AND CONSUMPTION

OVERVIEW OF NATURAL GAS SUPPLY IN THE PENINSULA AND SABAH

Figure 6: Natural Gas Consumption in the Peninsula

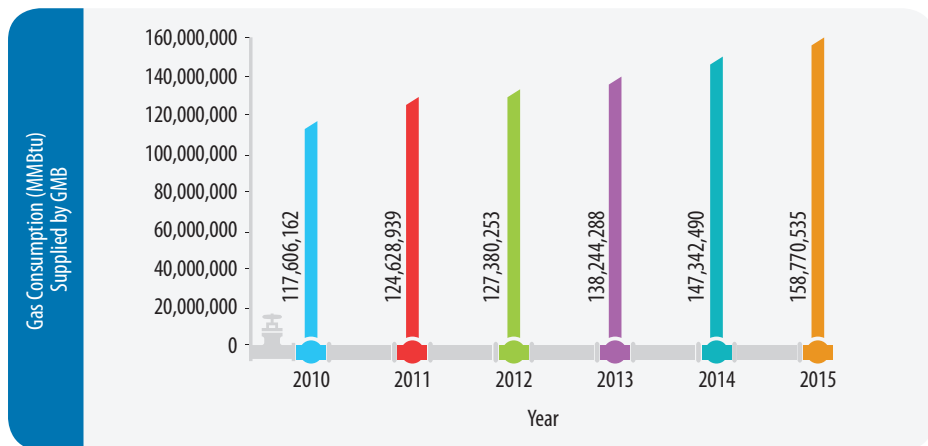


Figure 7: Average Monthly Natural Gas Consumption According to Region in the Peninsula

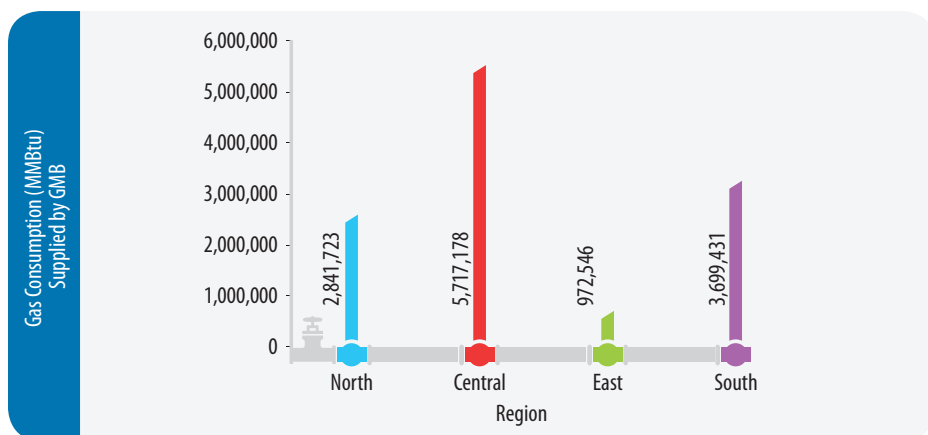


Figure 8: Natural Gas Consumption in Sabah and Labuan

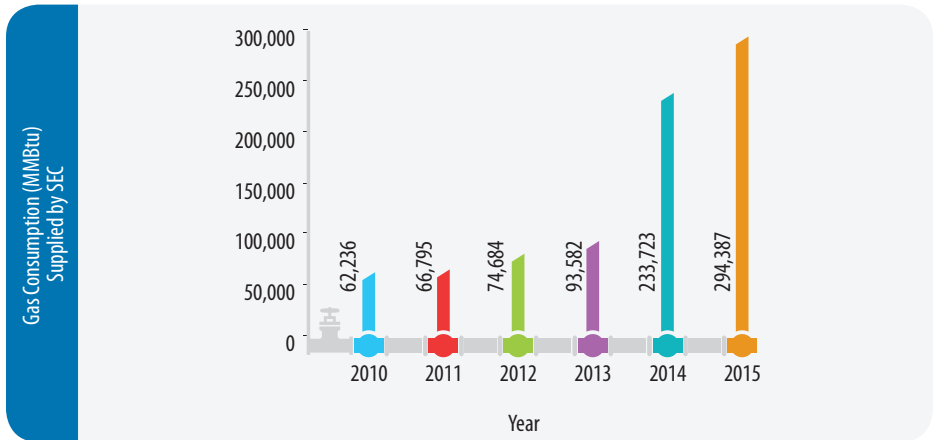


Table 8: Natural Gas Stations in the Peninsula

	Region			
	North	Central	East	South
Average Monthly NG Usage Rate (MMBtu/month)	2,841,723	5,717,178	972,546	3,699,431
Number of City Gates	10	9	4	12
Number of Industrial Customers	141	337	39	278
Number of Commercial Customers	0	860	1	1
Number of Residential Customers	0	12,488	83	0

Figure 9: Natural Gas Consumption by User Category in the Peninsula in 2015

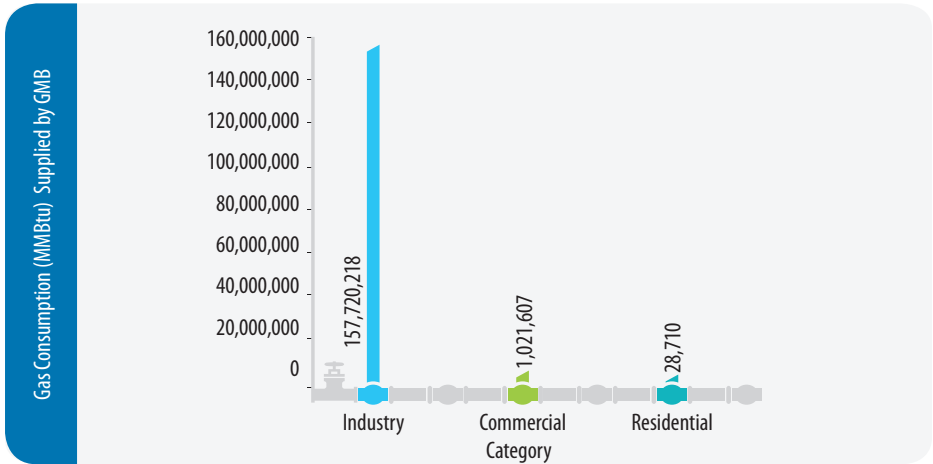


Figure 10: Natural Gas Consumption by Industry Sub-sectors in the Peninsula in 2015

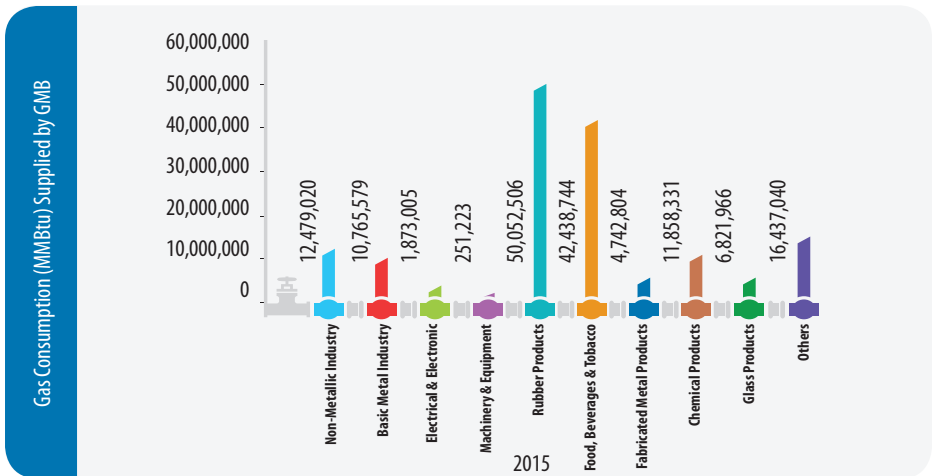


Figure 11: Number of Natural Gas Users in the Peninsula

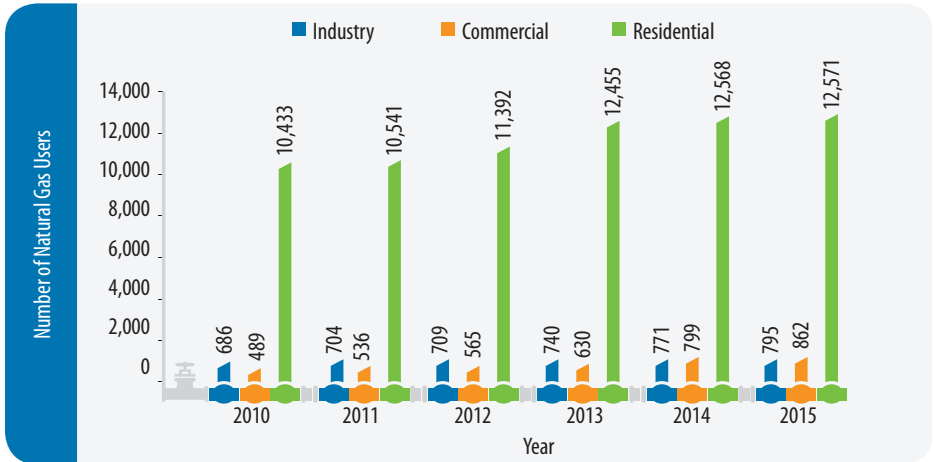


Figure 12: Number of Natural Gas Users in Sabah and Labuan

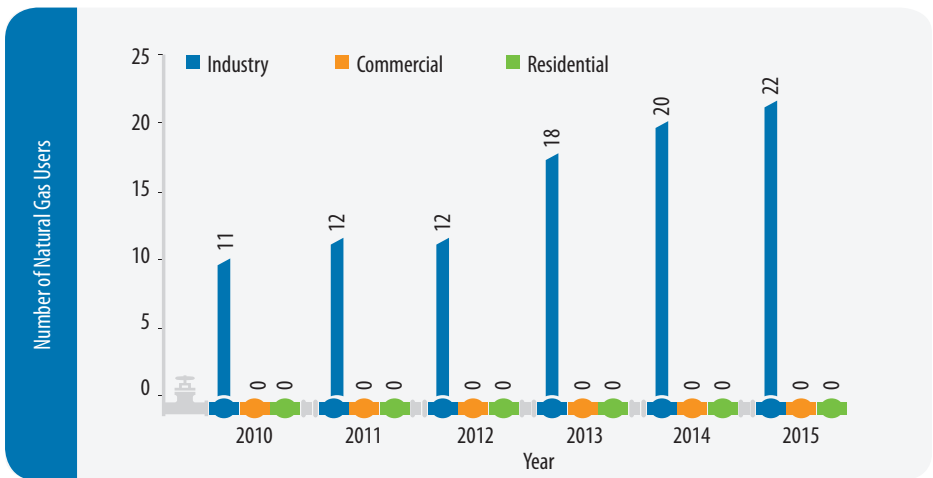


Figure 13: Length of Natural Gas Pipelines in Operation in the Peninsula

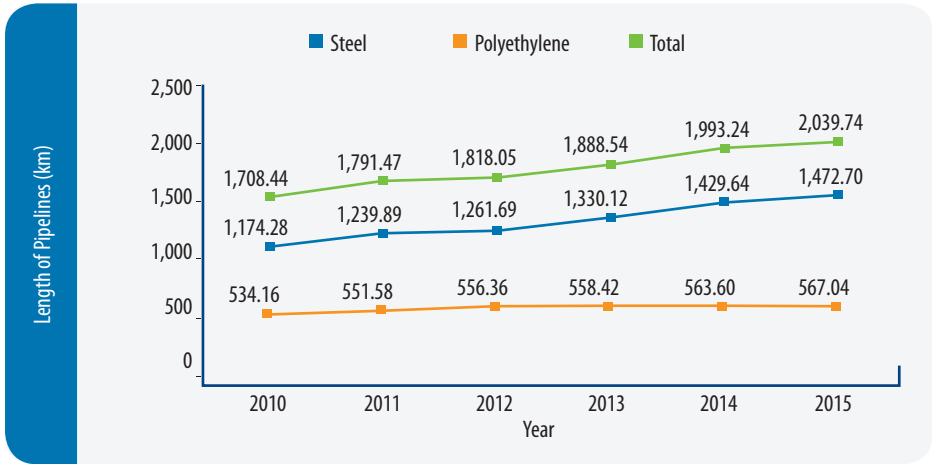
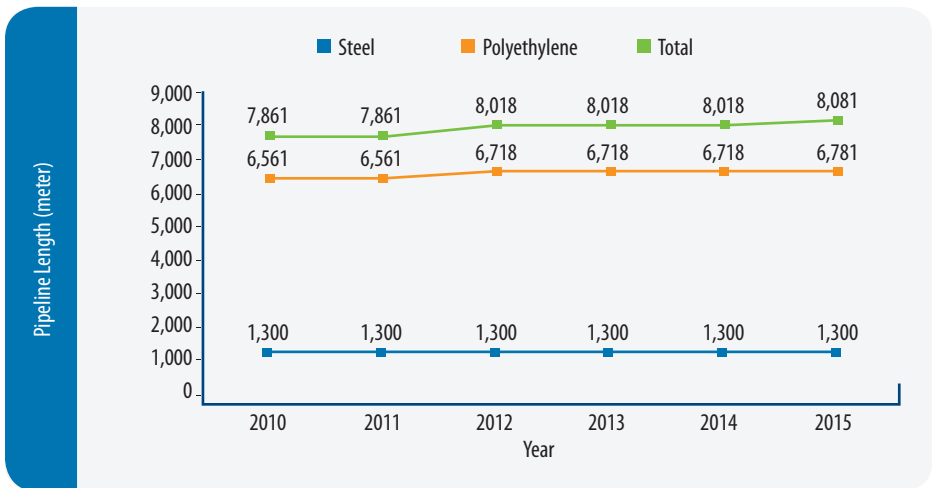


Figure 14: Length of Natural Gas Pipelines in Operation in Sabah



OVERVIEW OF LIQUEFIED PETROLEUM GAS (LPG) SUPPLY IN THE PENINSULA AND SABAH

Figure 15: LPG Consumption in the Peninsula



Figure 16: LPG Consumption in the Peninsula by Sector

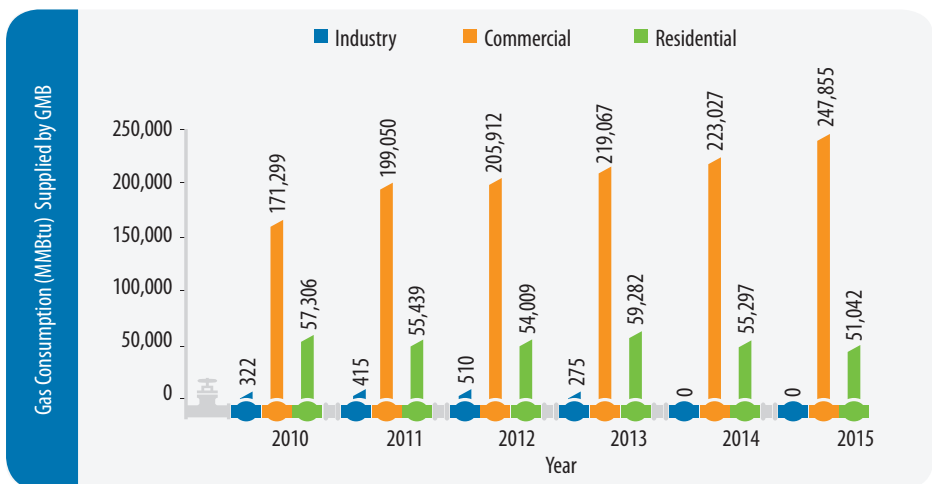


Figure 17: Number of LPG Users in the Peninsula

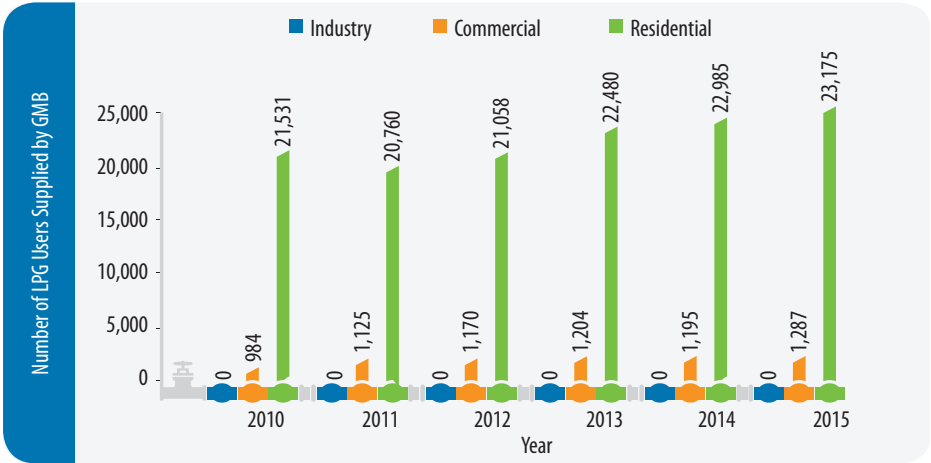
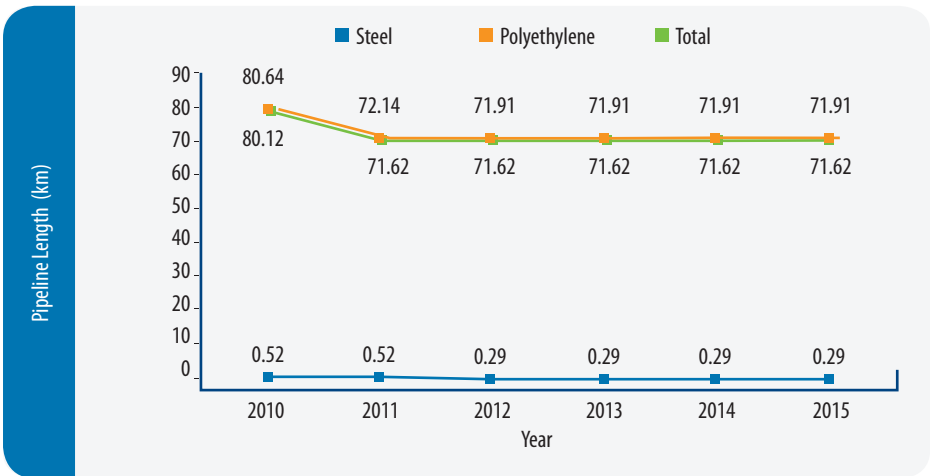


Figure 18: Length of Operational LPG Pipelines in the Peninsula






03

RELIABILITY AND SUPPLY SERVICE QUALITY





03

RELIABILITY AND SUPPLY SERVICE QUALITY

GAS MALAYSIA BERHAD (GMB) PERFORMANCE INDICATORS

Figure 19: GMB'S SAIDI from 2010 to 2015

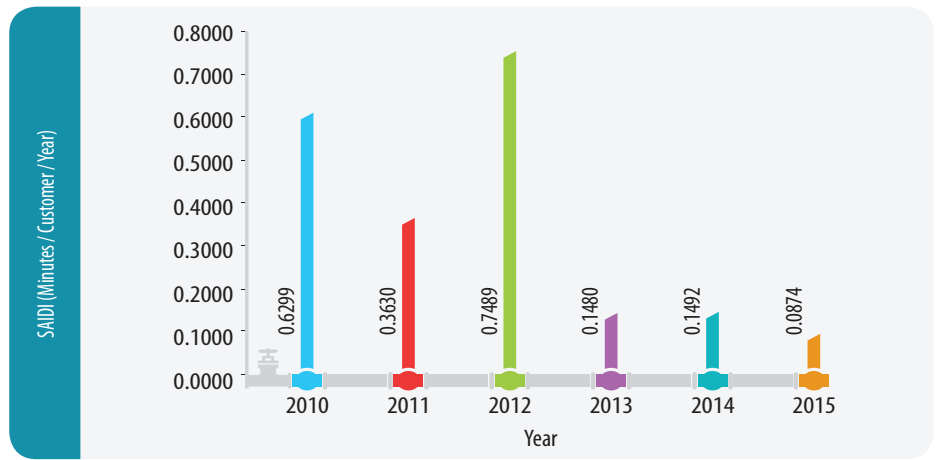
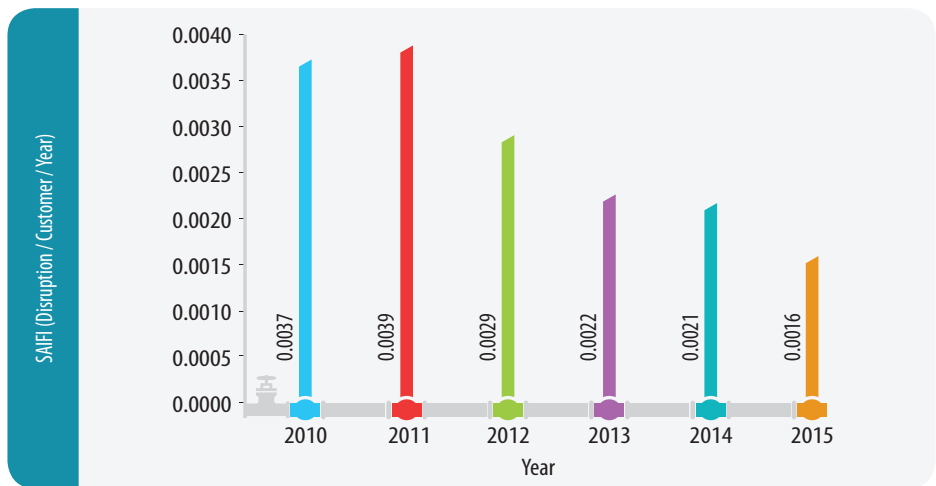


Figure 20: GMB'S SAIFI from 2010 to 2015



Note : For SAIDI and SAIFI lower readings indicate better performance.

Figure 21: GMB'S CAIDI from 2010 to 2015

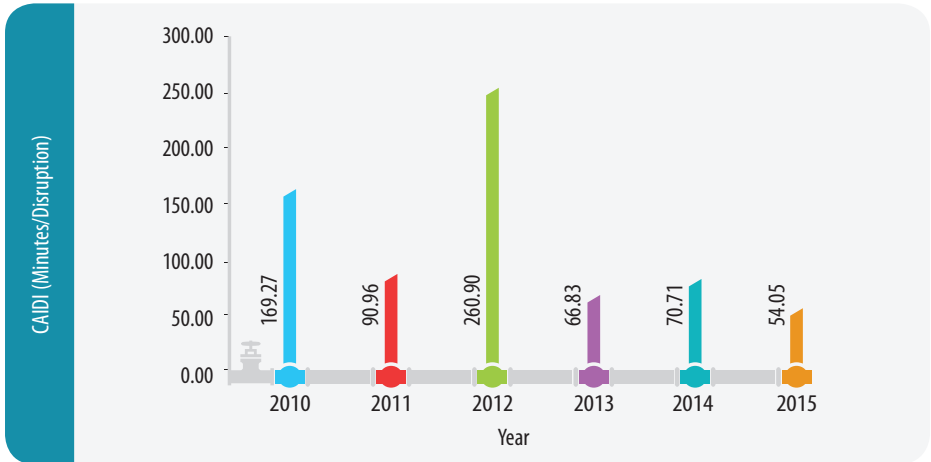
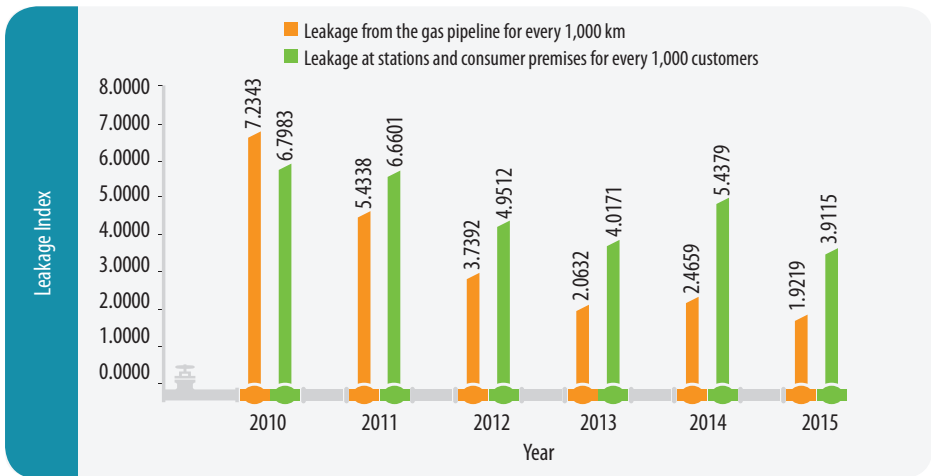


Figure 22: GMB's Pipeline Leakages Index from 2010 to 2015



Note : For CAIDI and Pipeline Leakage Index lower readings indicate better performance.

COMPLAINTS AND INQUIRIES RECEIVED BY GMB

Figure 23: Number of Service Disruptions in 2015

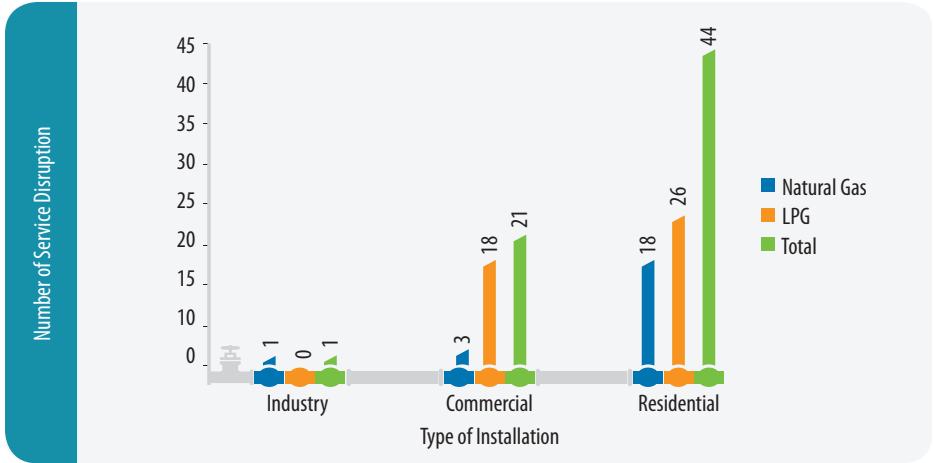
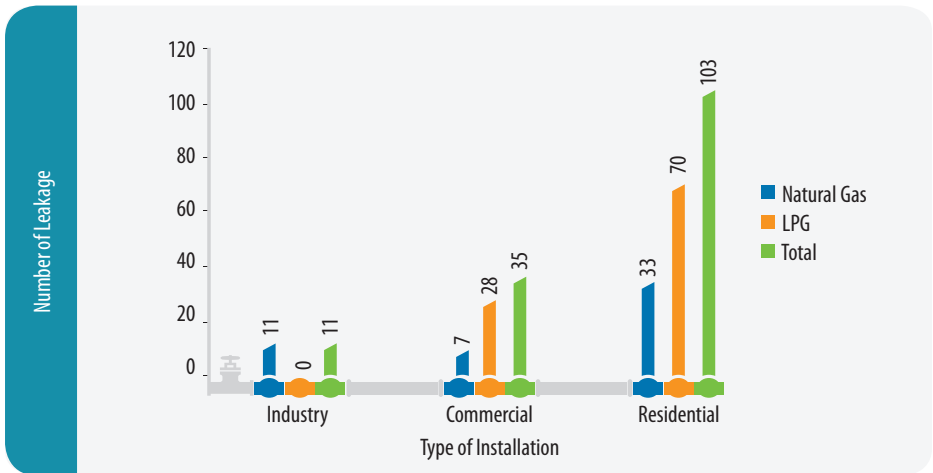


Figure 24: Number of Gas Leakages in 2015



GAS MALAYSIA BERHAD (GMB) CLIENT'S CHARTER PERFORMANCE

Table 9: Complaints

Item	Client's Charter	Complaint Received	Complied to Client's Charter	Percentage of Compliance (%)
Written Complaint	5 working days after the complaint is received	19	19	100
Complaint & Inquiry via the Telephone	24 hours after the call is made	1	1	100

Table 10: Bill Payment

Item	Client's Charter	Complaint Received	Complied to Client's Charter	Percentage of Compliance (%)
Bill Accuracy	5 working days	1	1	100

Table 11: Refund

a) Deposit

Refund Type	Customer	Client's Charter	No. of Service Termination	Complied to Client's Charter	Percentage of Compliance (%)
Deposit	Industry	Returned within 1 month after service termination	4	0	0
	Commercial	Returned within 1 month after service termination	303	58	19
	Residential	Returned within 2 months after service termination	1460	1051	72

Table 11: Refund (cont'd)

b) Bank Guarantee

Refund Type	Client's Charter	No. of Bank Guarantee	Complied to Client's Charter	Percentage of Compliance (%)
Bank Guarantee	To be released within 1 month after service termination	9	2	22

Table 12: Emergency Response

Item	Client's Charter	No. of Calls Received	Complied to Client's Charter	Percentage of Compliance (%)
Emergency Response	To send an emergency response team within 90 minutes after a call is received	671	671	100

Table 13: Third Party Supervision

Item	Client's Charter	No. of Permits Issued	Complied to Client's Charter	Percentage of Compliance (%)
Third Party Supervision	Written notice at least 3 days before commencement of work	0	NA	NA

Table 14: Identification of Gas Pipeline Location

Item	Client's Charter	No. of Requests for Pipeline Location Information	Complied to Client's Charter	Percentage of Compliance (%)
Identification of Gas Pipeline Location	4 days after application is received	0	NA	NA

Table 15: Planned Disruptions

Item	Client's Charter	No. of Planned Disruptions	Complied to Client's Charter	Percentage of Compliance (%)
Planned Disruptions	Customer will be notified at least 48 hours before disruption begins	3	3	100

Table 16: Replacement of Gas Meters

Item	Client's Charter	No. of Gas Meters Changed	Complied to Client's Charter	Percentage of Compliance (%)
Replacement of Gas Meters	Gas meter will be replaced three (3) days after completion of the investigation	0	NA	NA

SABAH ENERGY CORPORATION (SEC) CLIENT'S CHARTER PERFORMANCE

Table 17: Complaints

Item	Client's Charter	Complaints Received	Complied to Client's Charter	Percentage of Compliance (%)
Written Complaint	5 working days after the complaint is received	0	NA	NA
Complaint & Inquiry via the Telephone	24 hours after the call is made	0	NA	NA

Table 18: Bill Payment

Item	Client's Charter	Complaints Received	Complied to Client's Charter	Percentage of Compliance (%)
Bill Accuracy	5 working days	3	3	100

Table 19: Deposit Refund

Refund Type	Customer	Client's Charter	No. of Service Terminations	Complied to Client's Charter	Percentage of Compliance (%)
Deposit	Industry	Returned within 1 month after service termination	0	NA	NA

Table 20: Emergency Response

Item	Client's Charter	No. of Calls Received	Complied to Client's Charter	Percentage of Compliance (%)
Emergency Response	To send an emergency response team within 45 minutes after a call is received	0	NA	NA

Table 21: Third Party Supervision

Item	Client's Charter	No. of Permits Issued	Complied to Client's Charter	Percentage of Compliance (%)
Third Party Supervision	Written notice at least 4 days before commencement of work	0	NA	NA

Table 22: Identification of Gas Pipeline Location

Item	Client's Charter	No. of Requests for Pipeline Location Information	Complied to Client's Charter	Percentage of Compliance (%)
Identification of Gas Pipeline Location	4 days after application is received	0	NA	NA

Table 23: Planned Disruptions

Item	Client's Charter	No. of Planned Disruptions	Complied to Client's Charter	Percentage of Compliance (%)
Planned Disruptions	Customer will be notified at least 48 hours before disruption begins	4	4	100

Table 24: Replacement of Gas Meter

Item	Client's Charter	No. of Gas Meters Changed	Complied to Client's Charter	Percentage of Compliance (%)
Replacement of Gas Meters	Gas meter will be replaced three (3) days after completion of the investigation	0	NA	NA



04

NATURAL GAS TARIFF AND LPG PRICES





04

NATURAL GAS TARIFF AND LPG PRICES

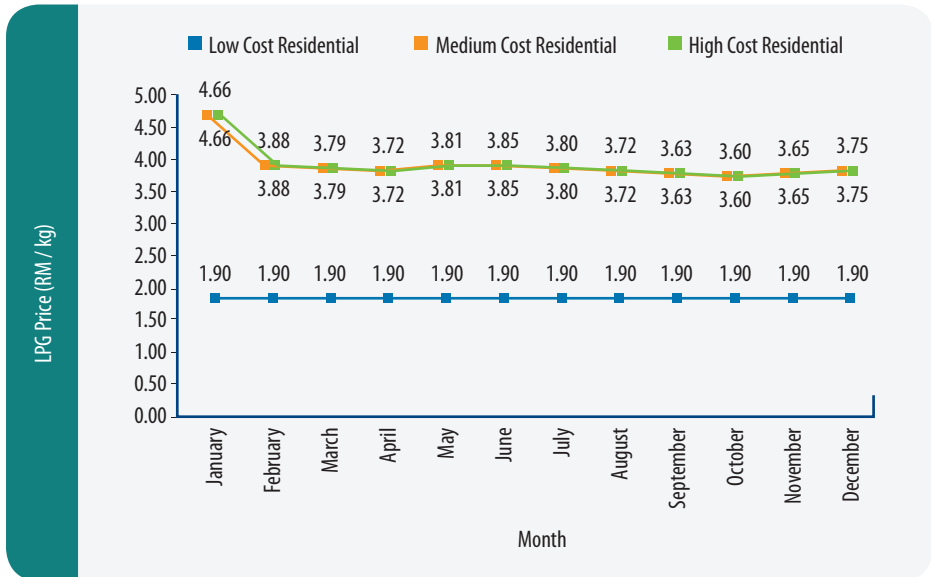
NATURAL GAS TARIFF IN THE PENINSULA

Table 25: Natural Gas Tariff in the Peninsula for the Year 2015

Tariff Category	User Category	Range of Gas Consumption (MMBtu)	Tariff (RM/MMBtu)
			July 2015 – Dec 2015
A	Domestic User	0	19.52
B	Commercial	0-600	20.30
C	Commercial	601-5,000	20.40
D	Industrial	5,001-50,000	20.40
E	Industrial	50,001-200,000	21.50
F	Industrial	200,001-750,000	21.50
L	Industrial	750,000 & above	22.22
Average (RM/MMBtu)			21.80

LIQUEFIED PETROLEUM GAS (LPG) PRICES

Figure 25: LPG Prices in the Peninsula for the Year 2015



NATURAL GAS PRICE IN SABAH AND LABUAN


Prices of natural gas supplied in Sabah and Labuan are based on the *Gas Sales and Purchase Agreement* signed by the licensee (SEC) and the users according to Section 18 of the Gas Supply Act 1993.



05

GAS LICENSEES





05 GAS LICENSEES

GAS UTILITY LICENCE (GUL)

Table 26: List of Licensees

Type of Gas	Licensee	Effective Date	Validity
Natural Gas	GMB	1 September 1998	30 Years
LPG	GMB	15 December 2000	20 Years
Natural Gas	SEC	1 September 1998	30 Years

PRIVATE GAS LICENCE (PGL)

Figure 26: Number of Private Gas Licenses from 2010-2015

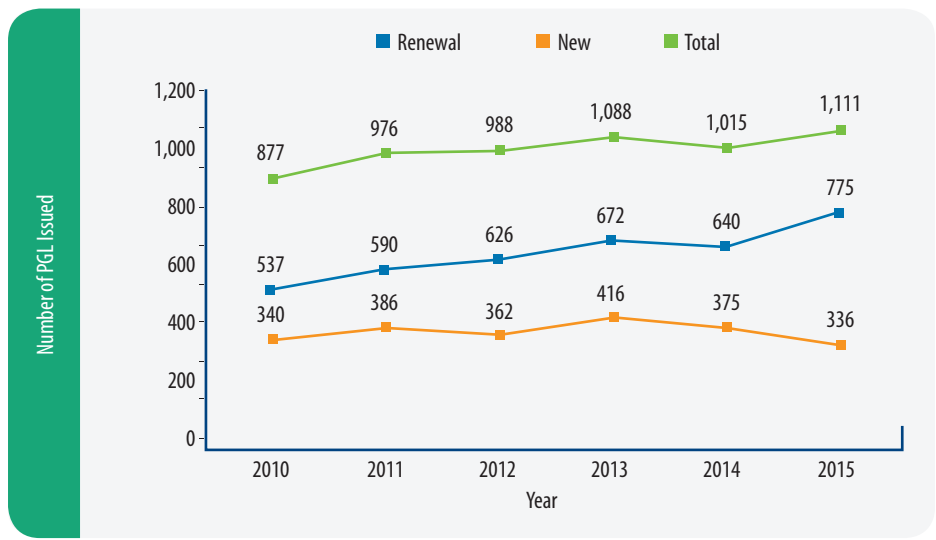



Figure 27: Number of Private Gas Licenses by User Category in 2015






06

GAS RETICULATION SYSTEM





06 GAS RETICULATION SYSTEM

APPROVAL TO INSTALL (ATI)

Figure 28: Approval to Install (ATI) Issued from 2010 - 2015

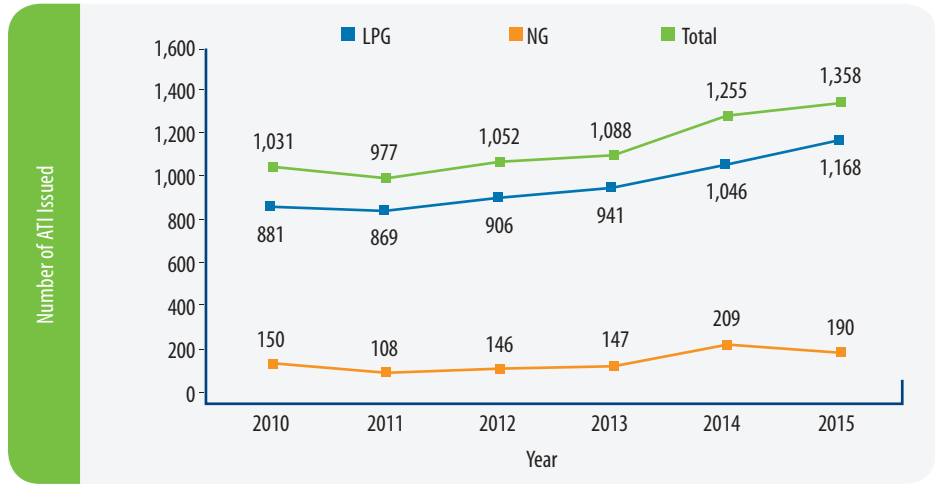


Figure 29: Approval to Install (ATI) Issued based on Locations of Installation in 2015

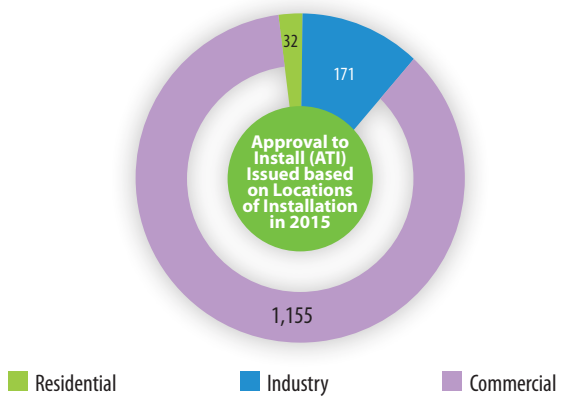
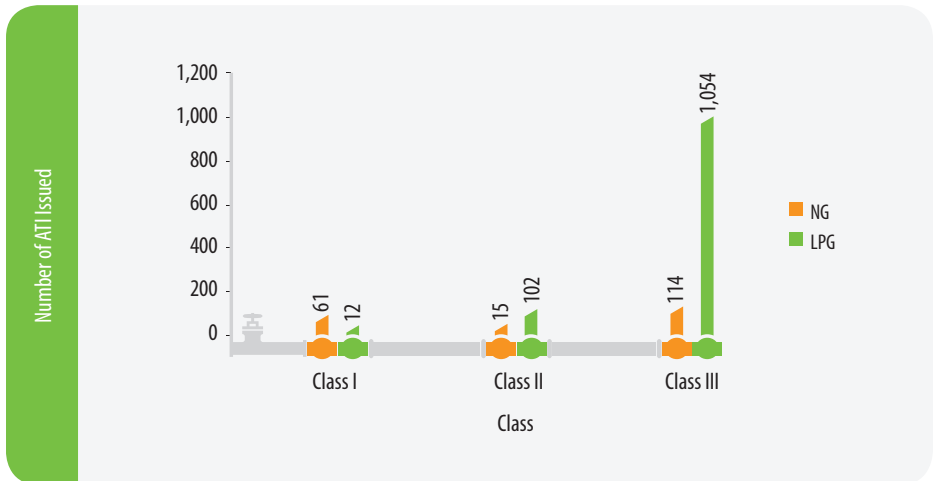


Figure 30: Approval to Install (ATI) Issued based on Installation Classes in 2015



APPROVAL TO OPERATE (ATO)

Figure 31: Approval to Operate (ATO) Issued from 2010 - 2015

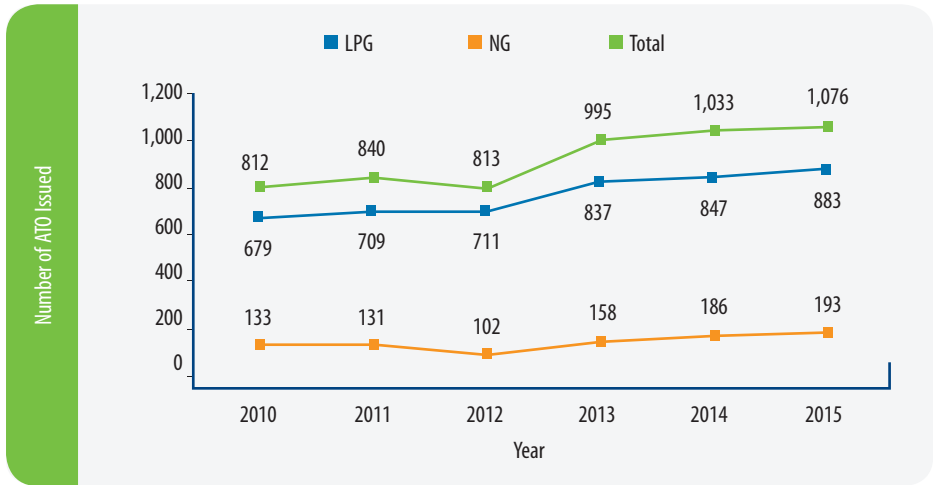


Figure 32: Approval to Operate (ATO) Issued based on Locations of Installation in 2015

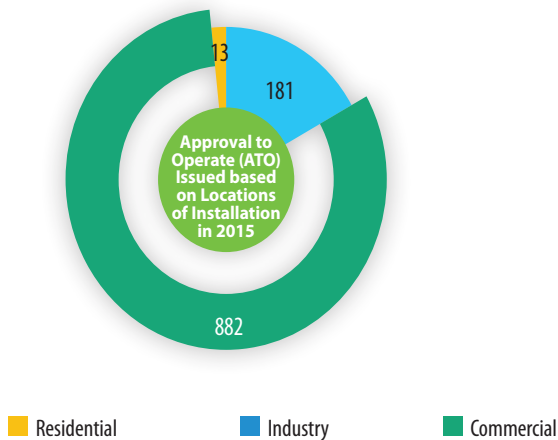
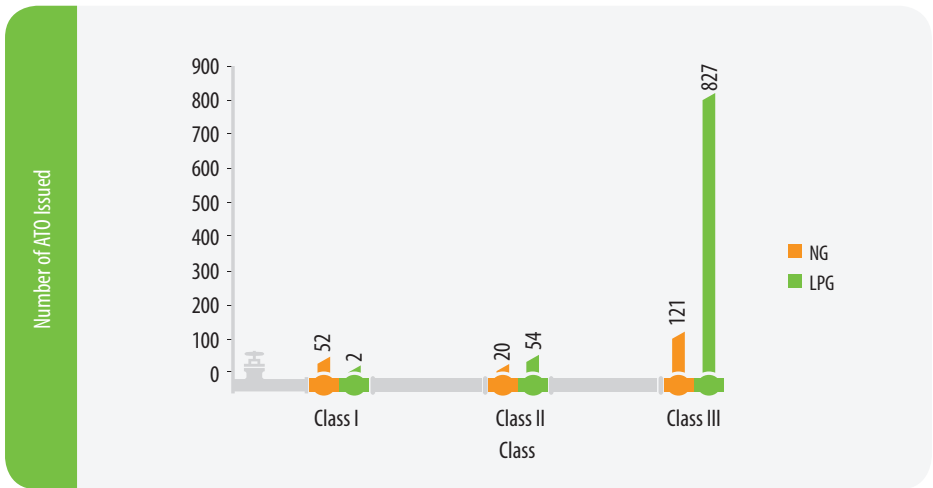


Figure 33: Approval to Operate (ATO) Issued Based on Installation Classes in 2015



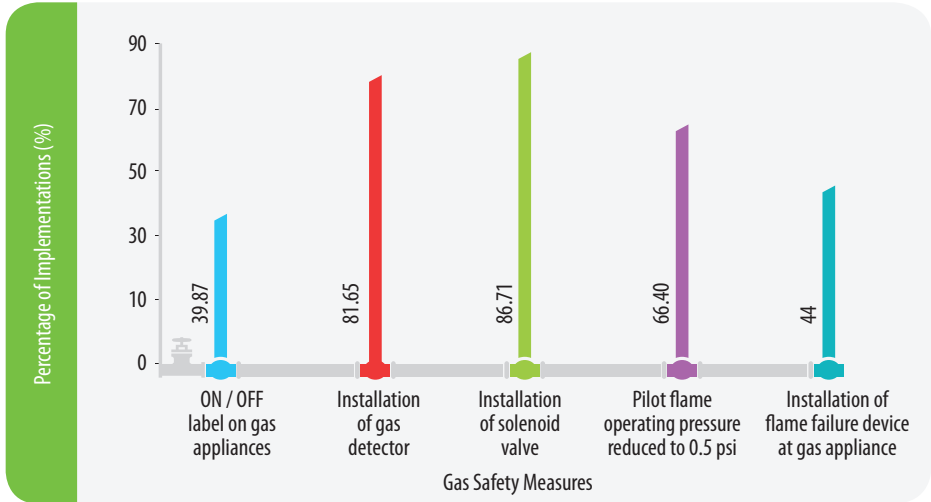
INSPECTION AND TESTING OF GAS INSTALLATIONS

Table 27: Inspection, Testing and Enforcement Activities

Type of Activity	2010	2011	2012	2013	2014	2015
Inspection and Test	240	239	268	206	445	117
Gas Taskforce at Shopping Mall	-	-	15 (Malls)	361 (Outlets)	161 (Outlets)	163 (Outlets)
Notice to Repair or Discontinue Operation of Gas Piping System	302	266	270	300	1,938	662

Shown below are statistics on the implementation of gas safety measures by the food and beverages (F&B) outlets operating in retail complexes inspected by the Commission's gas task force.

Figure 34: Statistics on the Implementation of Gas Safety Measures in 2015





07

GAS COMPETENCY





07

GAS COMPETENCY

GAS COMPETENCY EXAMINATIONS

Figure 35: Number of Gas Competency Examination and Interview Sessions from 2011 – 2015

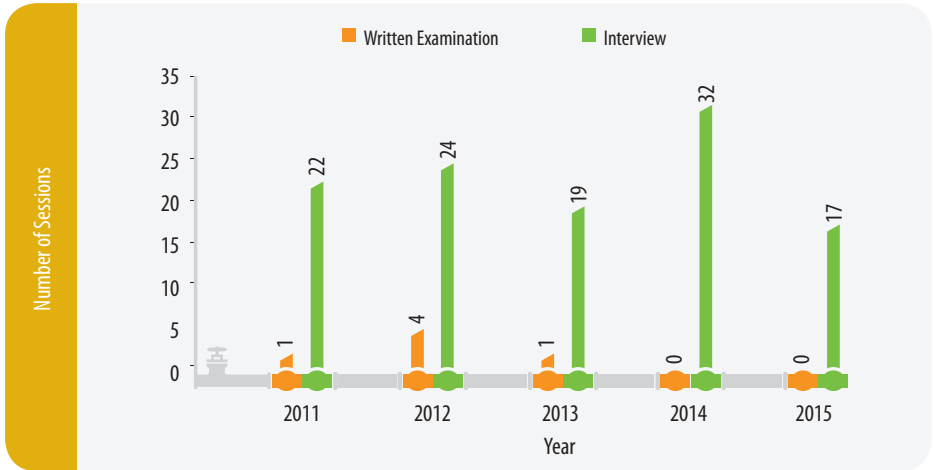
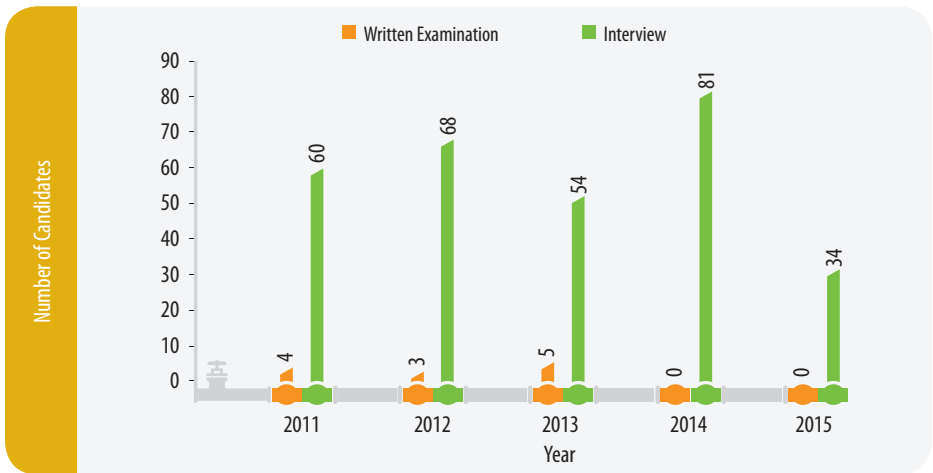














Figure 36: Number of Gas Competency Examination and Interview Candidates from 2011 – 2015



ACCREDITATION OF GAS COMPETENCY COURSES

Table 28: Accredited Gas Competency Institutions and Courses in 2015

Name and Address of Institution	Contact Information	Course Offered	Study Mode
<p>INSTITUT KEMAHIRAN MARA (IKM)</p> <p>Jalan Teroka Off Jalan Datin Halimah, Karung Berkunci 848, 80990 Johor Bharu, Johor</p>	<p> : 07-2370001 / 07-2361129</p> <p> : 07-2364289</p> <p> : www.ikm.edu.my/jb</p>	<p>i. Gas Fitter Class I</p>	<p></p> <p>Full Time</p>
<p>PUSAT TEKNOLOGI GAS (UTM-MPRC)</p> <p>Fakulti Kejuruteraan Petroleum dan Tenaga Diperbaharui (FPREE), Universiti Teknologi Malaysia (UTM), 81310 Skudai, Johor</p>	<p> : 07-5535653</p> <p> : 07-5545667</p> <p> : www.utm.my/petroleum/gasteg</p>	<p>i. Gas Engineer/ Supervisor</p> <p>ii. Gas Fitter Class I</p> <p>iii. Gas Fitter Class II</p> <p>iv. Gas Fitter Class III</p>	<p></p> <p>Part Time</p>
<p>KOLEJ ANTARABANGSA TEKNOLOGI & PROFESIONAL (KATPM) PERLIS</p> <p>Peti Surat 40,KM 5, Jalan Padang Besar, 01000 Kangar, Perlis</p>	<p> : 04-9779177</p> <p> : 04-9771200</p> <p> : www.katp.edu.my</p>	<p>i. Gas Fitter Class III</p>	<p></p> <p>Full Time</p>

GAS COMPETENT PERSON CERTIFICATIONS

Figure 37: Gas Competent Persons Certifications from 1998 - 2015

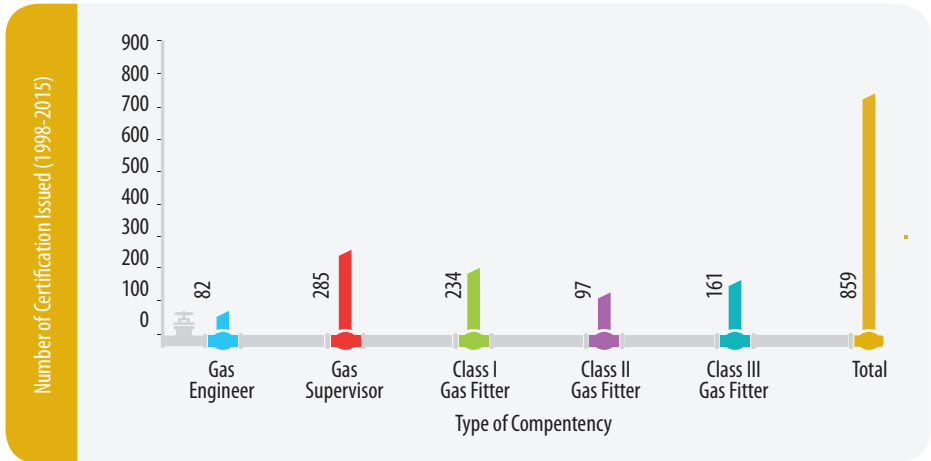
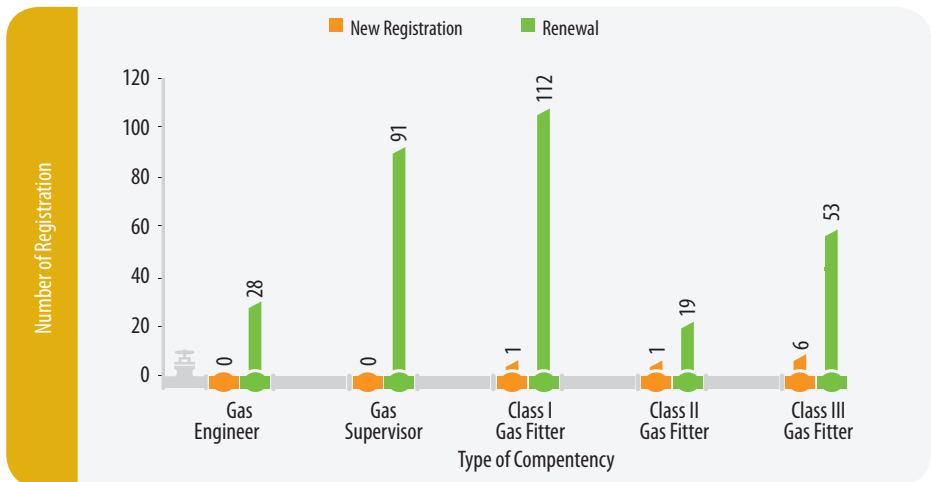


Figure 38: Gas Competent Person Registrations in 2015



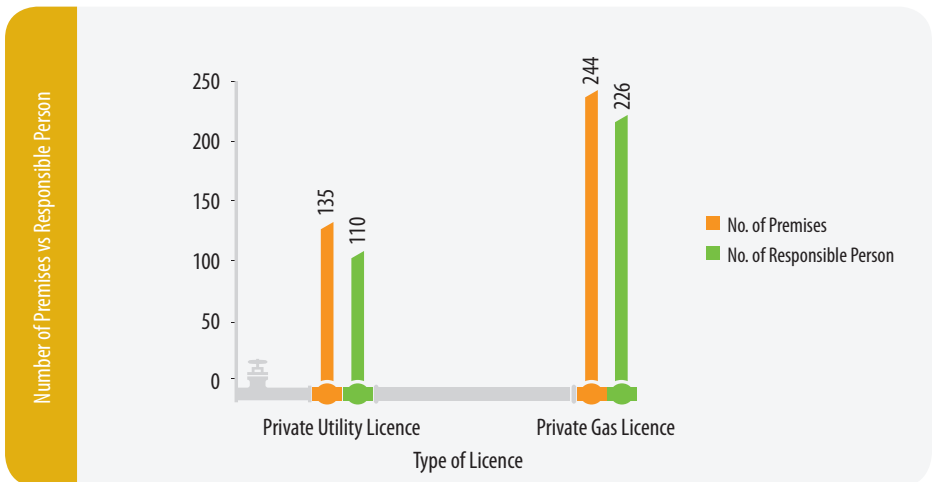
GAS CONTRACTOR REGISTRATIONS

Figure 39: Gas Contractor Registrations in 2015



GAS RESPONSIBLE PERSON FOR COMMERCIAL PREMISES

Figure 40: Registered Responsible Persons for Commercial Premises in 2015





08

GAS FITTINGS, GAS APPLIANCES AND GAS EQUIPMENT APPROVALS





08 GAS FITTINGS, GAS APPLIANCES AND GAS EQUIPMENT APPROVALS

Figure 41: Approvals to Manufacture or Import Gas Fittings, Gas Appliances and Gas Equipment from 2010-2015

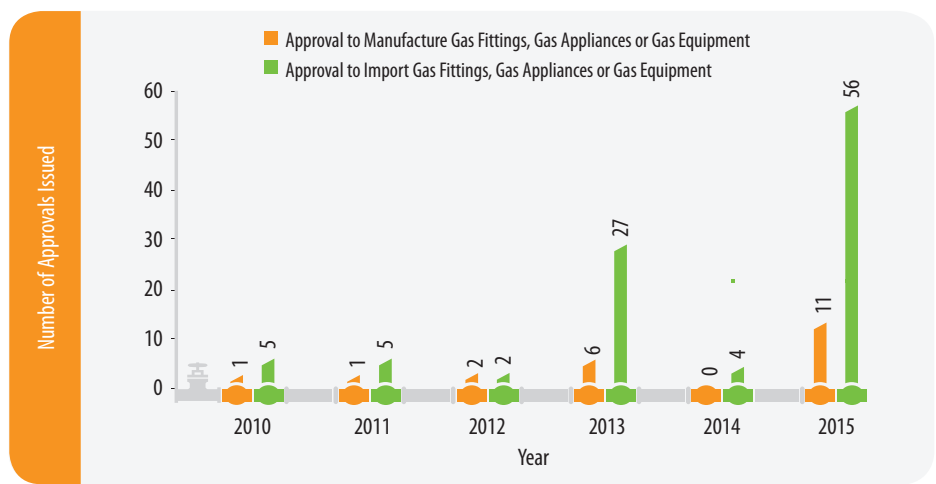
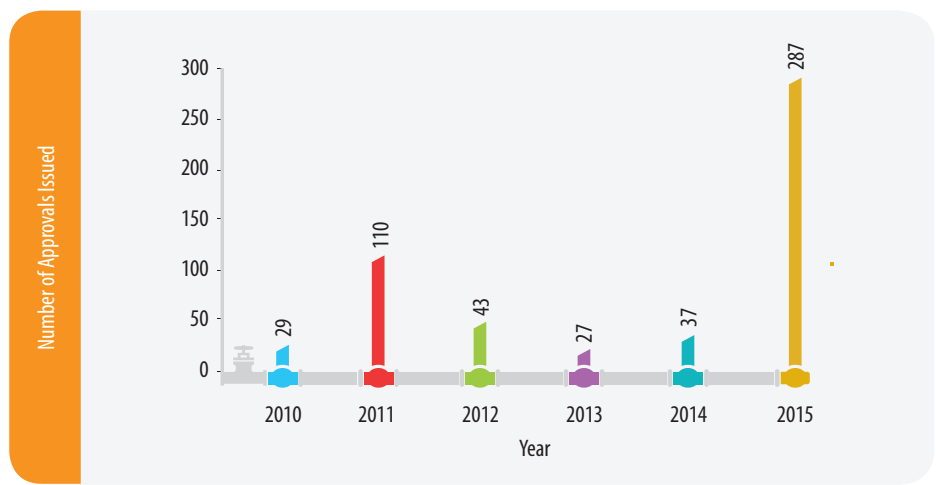


Figure 42: Approvals Issued for Gas Fittings, Gas Appliances and Gas Equipment from 2010 – 2015





09

GAS UTILITY LICENSEES CONTACT INFORMATION





09

GAS UTILITY LICENSEES CONTACT INFORMATION

GAS MALAYSIA BERHAD

HEADQUARTERS

No. 5, Jalan Serendah 26/17,
Seksyen 26, Peti Surat 7901,
40732 Shah Alam, Selangor

 : 03 5192 3000

 : 03 5192 6766

 : www.gasmalaysia.com

OCC Hotline : **1-800-88-9119** or **1-800-5656**

OCC Email : orc@gasmalaysia.com

OCC : Operations Control Centre

REGIONAL OFFICE

SOUTH

PLO 343, Jalan Emas Tiga,
Kawasan Perindustrian Pasir Gudang,
81700 Pasir Gudang,
Johor


 : 07 252 2314

 : 07 252 2561

EAST


Lot 104,
Gebeng Industrial Area,
26080 Kuantan,
Pahang

 : 09 583 6340

 : 09 583 6339

NORTH

No. 27, Jalan Todak 4,
Pusat Bandar Seberang Jaya,
13700 Seberang Jaya,
Pulau Pinang

 : 04 398 1727 / 1757

 : 04 398 2636

DISTRICT OFFICE

SELANGOR

Bangi

No. 30, Jalan 4/12B,
Seksyen 4,
43650 Bandar Baru Bangi,
Selangor

☎ : 03 8922 1191 / 1192
☎ : 03 8922 1190

SELANGOR

Shah Alam

No. 1, Jalan 13/15,
Seksyen 13,
40000 Shah Alam,
Selangor.

☎ : 03 5511 9914
☎ : 03 5511 9912

PERAK

Seri Manjung

9 PSN PM7,
Pusat Bandar Seri Manjung,
32040 Seri Manjung,
Perak.

☎ : 04 976 8400
☎ : 04 976 0625

KUALA LUMPUR

Jalan Gurney

No. 20, Jalan Gurney,
54100 Kuala Lumpur.

☎ : 03 9206 7800
☎ : 03 9287 4282

WP PUTRAJAYA

Putrajaya

No. 1, Jalan P9 B/1,
Precinct 9,
62250 Putrajaya.

☎ : 03 8888 5264 / 5224
☎ : 03 8888 3990

JOHOR

Kluang

No. 9, Jalan 53B,
Taman Kluang Barat,
86000 Kluang, Johor.

☎ : 07 771 2105
☎ : 07 777 2108

NEGERI SEMBILAN

Senawang

No. 34, Jalan Bunga Raya 9,
Pusat Perniagaan Senawang,
Taman Tasik Jaya,
70400 Seremban,
Negeri Sembilan.


☎ : 06 678 1995 / 5348
☎ : 06 678 6937


SABAH ENERGY CORPORATION SDN. BHD.

HEADQUARTERS

1st, 2nd & 3rd Floors,
Wisma Bandaraya, Jalan Mesjid Lama, Locked Bag No. 2,
88990 Kota Kinabalu, Sabah

 : 088 311 290 / 299

 : 088 311 361


 : www.sabahenergycorp.com


REGIONAL OFFICE

LABUAN UNIT

Saguking Warehouse D8,

P. O. Box 80244
87012 Labuan, Wilayah Persekutuan

 : 087 418 060 / 417 162


 : 087 413 877



10

ENERGY COMMISSION CONTACT INFORMATION





10

ENERGY COMMISSION CONTACT INFORMATION


HEADQUARTERS

SURUHANJAYA TENAGA

No. 12, Jalan Tun Hussein,
Presint 2,
62100, Putrajaya.

 : 2.919175, 101.688459

 : 1-800-2222-78 (ST)

 : (603) 8870 8500

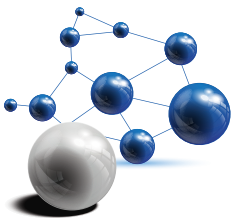
 : (603) 8888 8637

 : www.st.gov.my

REGIONAL OFFICES

ADDRESS	PHONE NO.& FAX
SELANGOR, KUALA LUMPUR & PUTRAJAYA Tingkat 10, Menara PKNS No. 17, Jalan Yong Shook Lin 46050 Petaling Jaya, Selangor	 : 03 - 7955 8930  : 03 - 7955 8939
NEGERI SEMBILAN & MELAKA Tingkat 4, Wisma Perkeso, Jalan Persekutuan, MITC, 75450 Ayer Keroh, Melaka	 : 06 - 231 9594  : 06 - 231 9620
JOHOR Suite 18A, Aras 18 Menara ANSAR 65 Jalan Trus 80000 Johor Bharu, Johor	 : 07 - 224 8861  : 07 - 224 9410
PULAU PINANG, KEDAH & PERLIS Tingkat 10, Bangunan KWSP 13700 Seberang Jaya, Butterworth, Pulau Pinang	 : 04 - 398 8255  : 04 - 390 0255

ADDRESS	PHONE NO.& FAX
<p>PERAK Tingkat 1, Bangunan KWSP Jalan Greentown 30450 Ipoh, Perak</p>	<p>☎ : 05 - 253 5413 ☎ : 05 - 255 3525</p>
<p>KELANTAN & TERENGGANU Tingkat 6, Bangunan KWSP Jalan Padang Garong 15000 Kota Bharu, Kelantan</p>	<p>☎ : 09 - 748 7390 ☎ : 09 - 744 5498</p>
<p>PAHANG Tingkat 7, Kompleks Teruntum Jalan Mahkota 25000 Kuantan, Pahang</p>	<p>☎ : 09 - 514 2803 ☎ : 09 - 514 2804</p>
<p>PANTAI BARAT NEGERI SABAH Tingkat 7, Bangunan BSN Jalan Kemajuan 88000 Kota Kinabalu, Sabah</p>	<p>☎ : 088 - 232 447 ☎ : 088 - 232 444</p>
<p>PANTAI TIMUR NEGERI SABAH Tingkat 3, Wisma Sabah KM12 W.D.T. No. 25 90500 Sandakan, Sabah</p>	<p>☎ : 089 - 666 695 ☎ : 089 - 660 279</p>



SURUHANJAYA TENAGA (ENERGY COMMISSION)

No. 12, Jalan Tun Hussein, Precinct 2,
62100 Putrajaya, Malaysia.

Tel : (603)8870 8500

Fax : (603)8888 8637

Toll Free Number : 1-800-2222-78 (ST)

Website : www.st.gov.my